

Element LD 15W

Constant Current LED Power Supply

350mA

Element LED Power Supply with high efficiency and reliability in small compact housing fits in light fixtures for office and shop lighting.

Benefits


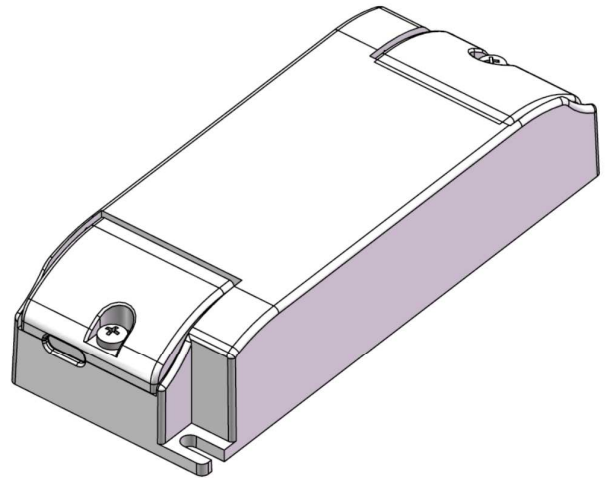
High compatibility with COBs and discrete LEDs;
High efficiency and reliability
Simple to use with easy installation and LED connection

Applications

Spotlight;
Downlight;
Other Indoor LED luminaires

Approval marks

(Under preparation if not shown on label)



Product Features

- Output currents :350mA
- Output voltage : 21V_{DC} – 42V_{DC}
- Output power : 7.4W – 14.7W
- Input voltage : 220 – 240 V_{AC}
- Typ. Efficiency : ≥ 87%
- 30'000 h lifetime at t_c = 75°C
- Ambient temp range, t_a: -10°C to +50°C
- Max. case temperature at t_c point : 75°C
- SELV(< 60V)
- Suitable for class I and II luminaires
- Fixed Output (i.e. no dimming)

Electrical Specifications

	Item	Value	Unit	Remarks
INPUT	Nominal voltage	220 – 240	V _{AC}	
	Nominal frequency	50 - 60	Hz	
	AC voltage range	198 – 264	V _{AC}	Permitted voltage range
	DC voltage range	NA	V	
	Maximum voltage	275	V	2hrs
	Nominal current	90	mA	230V, Refer to Table 1 for details
	Total Harmonic Distortion (THD)	< 30	%	Full load, 230 V, 50 Hz / see graphs
	Power factor	0.95		Full load, 230 V, 50 Hz / see graphs
	Efficiency	> 87	%	Full load, 230 V, 50 Hz, typical / see graphs
	No-load power	< 1.5	W	230V, typical
	Stand-by power	NA	W	
	Power loss	2.6	W	at 230V, Input power 17.3 W max. Refer to Table 1 for details
	Protection class	I/II		Suitable for class I and class II luminaires
	Inrush current	<16	A	t _{width} = 50 μs typical (measured at 50% I _{peak})
	Max. units per circuit breaker	B16: 50; B10:30		
OUTPUT	Leakage current	0.7	mA	Output floating
	Nominal voltage range	21 – 42	V _{DC}	Refer to Table 1 for details
	Maximum voltage	60	V _{DC}	Open circuit
	Nominal current range	350	mA	
	Current accuracy	±10 %		
	Current ripple (typical)	± 40%		Ripple / average @ 100 Hz
	Nominal power range	7.4 – 14.7	W	Partial Load. Refer to Table 1 for details
	Maximum power	14.7	W	T _a ≤ 50°C, Refer to Table 1 for details
DIMMING	Galvanic isolation	SELV		3,75 kVrms . Output to mains - Touch current < 0.7 mA
	Dimming control	No		Not dimmable
	Dimming range	NA	%	
	Dimming technique	NA		
	Frequency	NA	Hz	
Cable clamp	Galvanic isolation	NA		
	Tested cable types: according to IEC60598			
	Input side	H03VV-F 2x0.75 H03VV-H2F 2x0.75		Cable type
	Output side	H03VV-F 2x0.75 H03VV-H2F 2x0.75		Cable type
ENVIRONMENT	Ambient temperature range t _a	-10 ...+50	°C	Refer to Table 1 for details
	Maximum case temperature t _c	110	°C	Measured on t _c point indicated of the product label. Refer to Table 1 for details
	Max. case temp. in fault condition	75	°C	
	Storage temperature range	-10 ...+75	°C	Cool down before operating
	Relative humidity	5 ... 85	%	Not condensing
	Surge transient protection	1 2	kV	L/N LN/PE acc. IEC 61000-3-2 (ANSI C62.41 Cat.A ...)
	Environmental rating	Indoor		
	IP rating	IP 20		
	Mains switching cycles	> 100'000		
	Expected lifetime	30'000	hrs	t _c = 75°C, 10% failure rate. Refer to Table 2 for details

Protections

Over temperature

Latch-off, reversible with mains power on/off

Overload

Latch-off, reversible with mains power on/off

No load

Yes

Short-circuit

Automatic, auto reversible

Input overvoltage

Maximum allowed input voltage 275V AC

Output overvoltage

Yes, Limitation of Output voltage < 60V

Output under voltage




NA

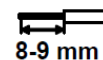
LED load protection

NA

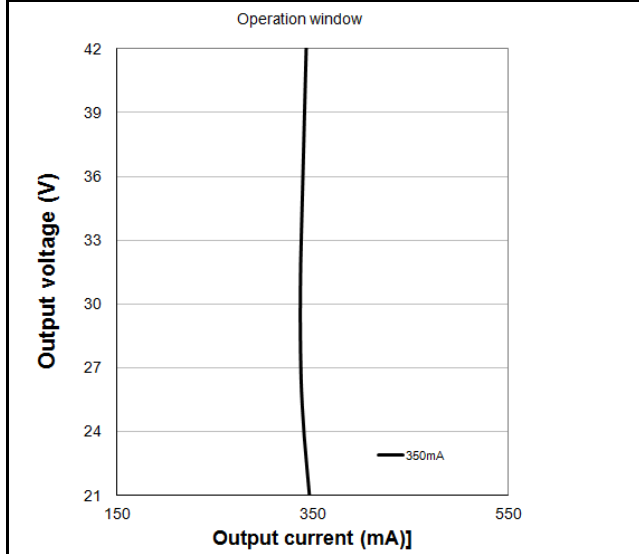
Wiring Diagram

Terminal: Push in terminals
 Max. cable length - system: 2 m
 Geometry (l x b x h): 115 x 45 x 25 mm
 Weight: 90 g

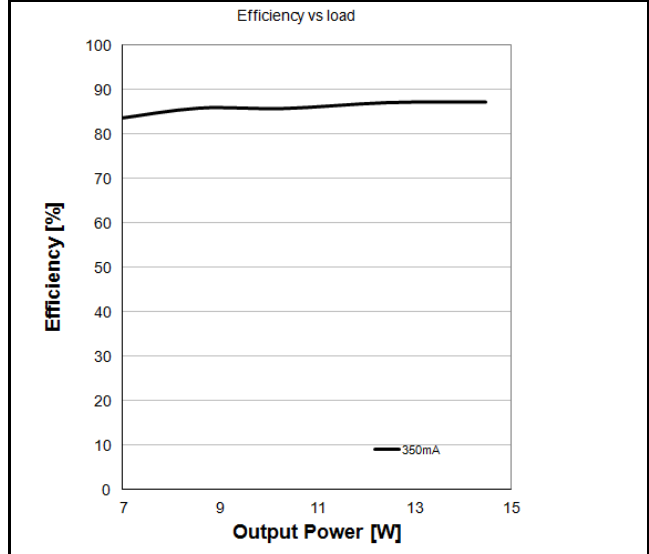
Wire preparation (Push in)	
Built in	Independent
s: 0.5 - 1.5 	0.75 - 1.5 
f: 0.75 - 1.5 	



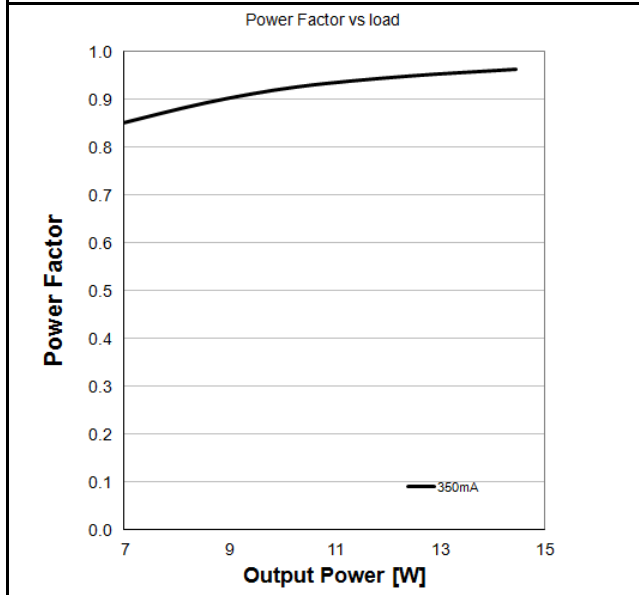
Typical Operating window



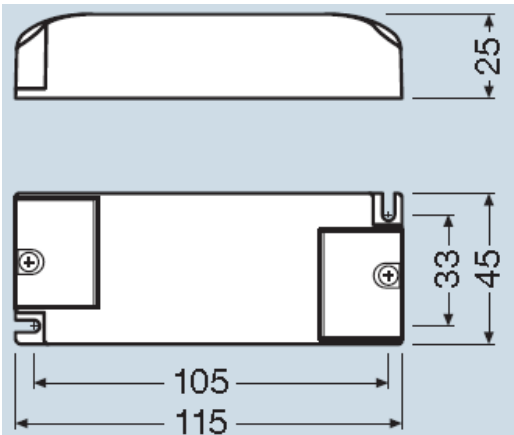
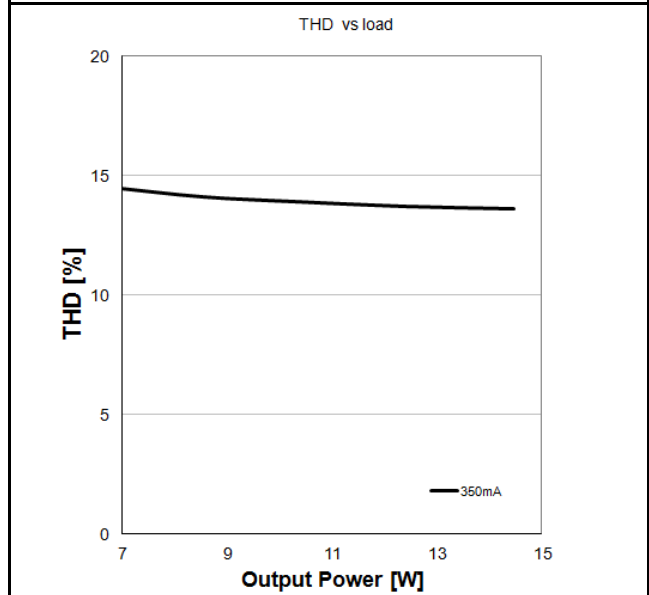
Typical Efficiency over load



Typical Power factor over load



Typical THD over load



L x W x H: 115 x 45 x 25 mm

Table 1 - Rated output power and current sets	
I _{out} (mA)	350
U _{min} [V]	21
U _{max} [V]	42
P _{min} [W]	7.4
P _{max} [W]	14.7
T _a [°C]	50
T _c [°C]	75
Line Current, nominal@230V mA	75
Max Power Loss@230V [W]	2.6
Input Power @230V [W]	17.3

Table 2 - Expected lifetime	
T _a = 50°C , T _c [°C] , All I _{out}	75°C
Lifetime	30'000h

Standards

Safety: IEC 61347-1, IEC 61347-2-13

Performance: IEC 62384

Harmonic content: IEC 61000-3-2

Radio interference: CISPR 15

Immunity: IEC 61000-3-3

IEC 61547

Product name	EAN10	EAN40	Pieces / box
Element LD 15W	4052899947085	4052899947153	20

Manufacturer's address:

OSRAM GmbH

Steinerne Furt 62 D-86167 Augsburg
Germany

www.osram.com

Technical support:

Kunden Service Center Germany
+49 (0)89-6213-60 00