

LED DALI Controller Touch DW DT8 - 4 Zones (Groups) User Manual



Item no.: LC-004-942

1. Product Description

The DALI controller is a touch panel and sends DALI signals to DALI actors. This controller is suitable for tunable white (dynamic white) LED lights. It has a high sensitive glass touch panel with which cold and warm white can be mixed and dimmed. The touch panel can control 4 DALI groups and 4 DALI scenes. The DALI Device Type (DT) 8 device can be supplied passive via DALI bus or active supplied with 230VAC. Mounting on a commercially available 68mm flush-mounted box.

2. Specifications

Power Supply	100-240VAC oder DALI Bus
Operation current	230VAC: <15mA DALI consumption: 4mA
DALI Bus Output	max. 100mA
Output Signal	DALI
Max. wire-cross section	1,5mm ²
dimensions	86 x 86 x 41,6 mm

3. Operation Manual

 ON/OFF button

When switched on, a blue LED lights up above the color wheel.

 Brightness

Press and hold down to increase / decrease the light intensity.

 Colour wheel

At the color wheel you can choose the desired color or the color mix of cold and warm white to adjust. When adjusting the light color, the brightness always remains constant. When set to cool white, it will light up to 100%. When warm white is set this lights up to 100%. When neutral white is set, cool white becomes 50% and warm white 50%.

The colors are reduced by percentage depending on the direction of the slider, but the overall color remains 100%. e.g. Cold white 70% and warmwhite 30%.

1 2 3 4 Zone buttons

With the 4 Zone buttons you can choose the desired DALI group. With long press button you can switch on/off the desired Zone.

S1 S2 S3 S4 scene buttons

These keys can be used to recall and store moods. To save a scene, proceed as follows:

Press a scene button for 3 seconds until the connected LED lights up, the set scene has now been saved. To call up a saved scene, briefly press the appropriate scene button.

4. Operation

1. Assignment of the DALI - Group:

The rear rotary switch determines which DALI group and scenes are controlled or stored by the touch panel. A total of 15 groups + 1x broadcast can be selected.

If you set the rotary switch to position „0“ at Group, the commands Broadcast will be sent.

For positions „1“ to „F“, groups 0-14 are addressed directly. The 16th DALI Group which is designated 15, can not be addressed directly.

Note: For a group-wise control, it is necessary to assign the DALI actors to one or more DALI groups. The DALI Touch Panel can not perform a group assignment.

Please note the detailed group setting:

Rotary Switch Position	0	1	2	3	4	5	6	7	8	9	A	B	C	D	E	F
DALI Group for button 1	Broadcast	0	1	2	3	4	5	6	7	8	9	10	11	12	13	14
DALI Group for button 2	0	1	2	3	4	5	6	7	8	9	10	11	12	13	14	BC
DALI Group for button 3	1	2	3	4	5	6	7	8	9	10	11	12	13	14	BC	0
DALI Group for button 4	2	3	4	5	6	7	8	9	10	11	12	13	14	BC	0	1

2. Setting the scene number:

The touch panel allows scene selection of upto 4 scenes.

A rotary switch on the back serves to select the scenes you want to control and to set the starting scenes. Here you can choose between 16 scenes (0-15).

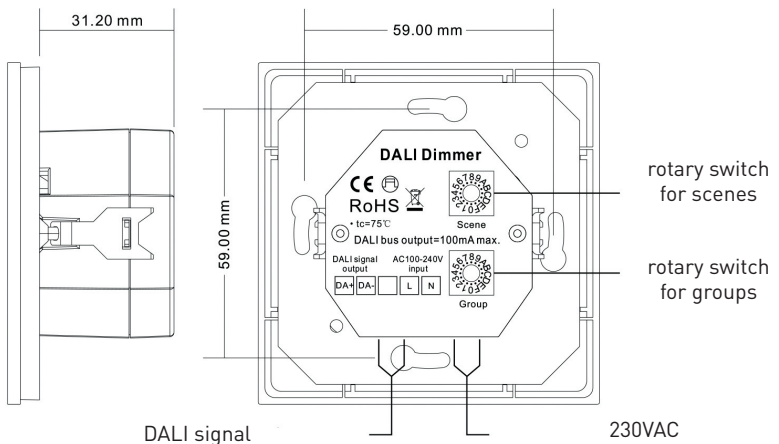
If you set the rotary switch to position „0” in Scene, the 4 possible scenes become (S1-S4) stored in the DALI actors under scene 0 to scene 3.

If you set the rotary switch, e.g. at position „7”, scenes 7-10 are occupied and at position „F” scenes 15, 0, 1 and 2 are occupied.

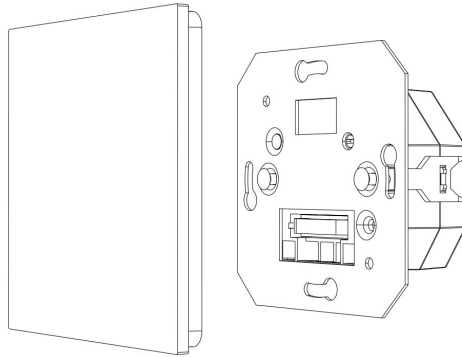
Please note the detailed setting table for scenes as follows:

Rotary Switch Position	0	1	2	3	4	5	6	7	8	9	A	B	C	D	E	F
Scene assigned to S1	0	1	2	3	4	5	6	7	8	9	10	11	12	13	14	15
Scene assigned to S2	1	2	3	4	5	6	7	8	9	10	11	12	13	14	15	0
Scene assigned to S3	2	3	4	5	6	7	8	9	10	11	12	13	14	15	0	1
Scene assigned to S4	3	4	5	6	7	8	9	10	11	12	13	14	15	0	1	2

4. Dimensions and Wiring

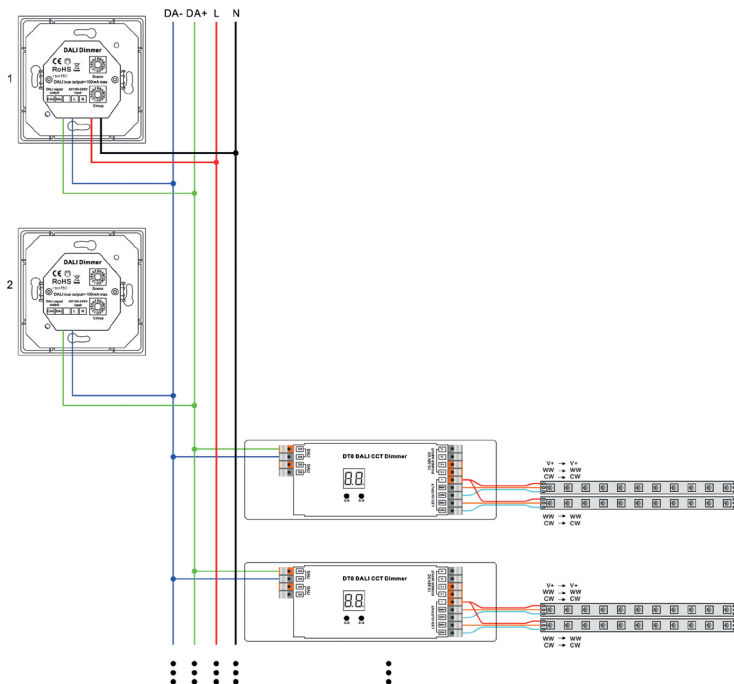


5. Installation

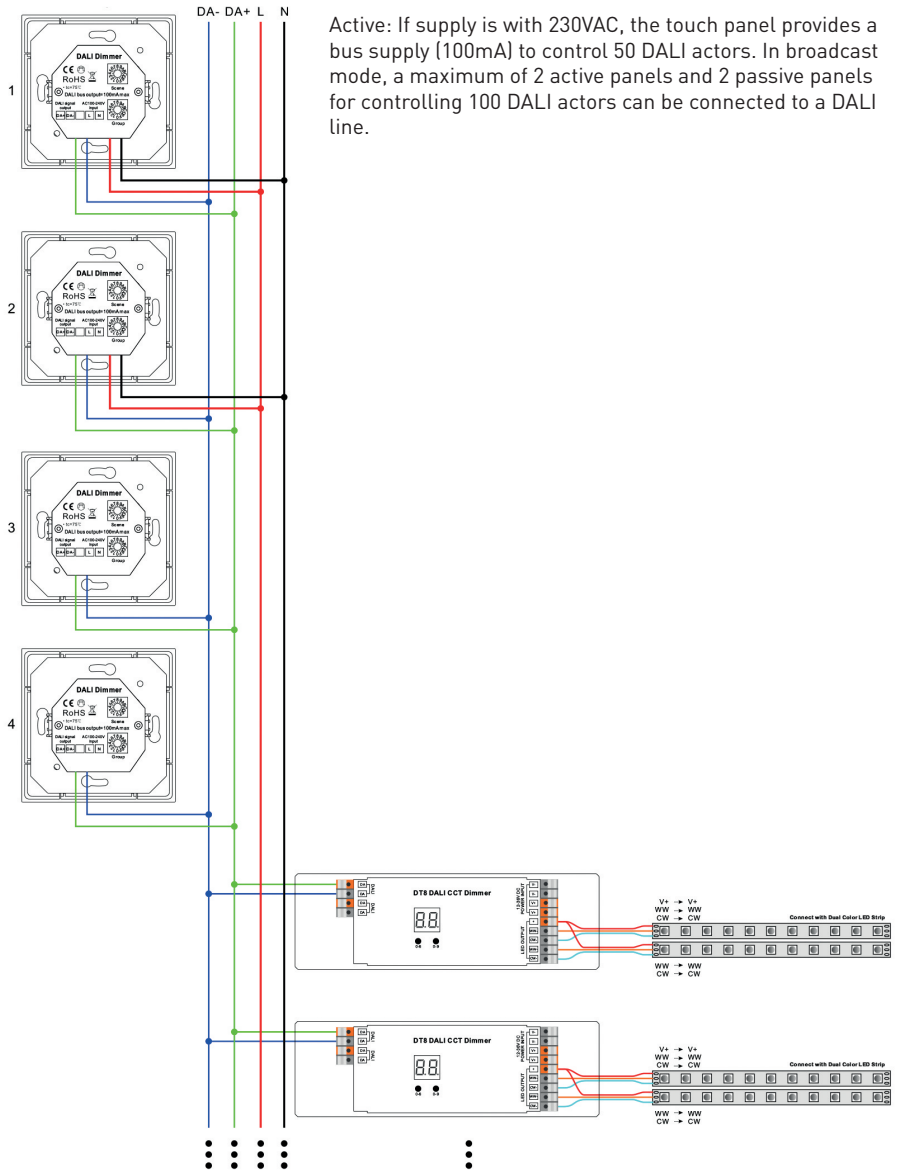


6. Wiring diagram

Passiv: Supply via external DALI bus power supply



Active: Connection via 230VAC



Active: If supply is with 230VAC, the touch panel provides a bus supply (100mA) to control 50 DALI actors. In broadcast mode, a maximum of 2 active panels and 2 passive panels for controlling 100 DALI actors can be connected to a DALI line.