

# LED DALI DT8 to DT6 converter - User Manual



Item no.: LC-004-805

## 1. Product Description

DALI-interface module for the conversion of DALI DT8-Tc commands to DALI DT6 commands. For tunable white control of 2 DALI DT6 1-channel LED power supplies. Das Modul findet in einer Unterputzdose Platz. Konfiguration via PC Softwaretool DALI-Cockpit und mit DALI USB Interface.

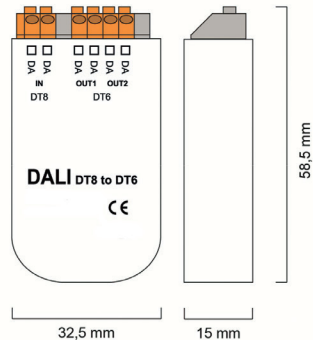
## 2. Specifications

power supply	aus DALI-Bus
typ. current consumption	2mA + Strombedarfs Subkreis
Input/Output	DALI / 2x DALI
number of DALI addresses	1 (DT8)
max. wire cross-section	upto 1,5 mm <sup>2</sup>
dimensions (l x w x h) in mm	59 x 33 x 15mm
weight	14g

## 3. Description

1. conversion of DALI DT8-Tc commands to DALI DT6 commands
2. for tunable white control of 2 DALI DT6 1-channel LED power supplies
3. 1 DALI Address (DT8, Type Tc)
4. Separate outputs for coldwhite and warmwhite channel (factory default)
5. Alternative output mode: dimlevels for coldwhite and warmwhite channel are sent to groups (G0 and G1)
6. Easy system expansion with the help of DALI Expander, DALI Expander 3 or Repeater PS
7. configuration with PC-software tool DALI-Cockpit and DALI USB interface

## 4. Dimensions



## 5. Instruction

### Installation

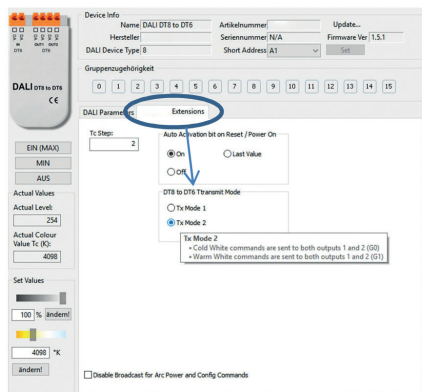
The device is supplied by the DALI-signal line. The current consumption depends on the number of connected DALI ballasts. The own consumption is 2mA.

If more dimmers should be connected to the output the number of led power supplies can be increased easily with the help of DALI Repeater PS, DALI Expander or DALI Expander 3.

### Function

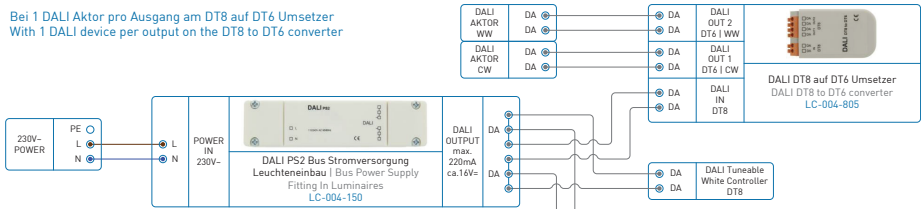
The DALI DT8 to DT6 converter represents one control gear on the DALI-line (DT8, Mode Tc). Commands for dimming and colour temperature adaptation are converted in dimlevels for a cold white and a warm white channel. Depending on the output mode the dimlevels are sent either broadcast on two separate outputs (Out1: cold; Out2: warm, factory default) or on both outputs to group G0 (cold) and G1 (warm).

The output mode (DT8 to DT6 Transmit Mode) can be set easily in the DALI-Cockpit in the tab „Extensions“.



# 6. Wiring Diagram

Bei 1 DALI Aktor pro Ausgang am DT8 auf DT6 Umsetzer  
 With 1 DALI device per output on the DT8 to DT6 converter



Bei mehr als 1 DALI Aktor pro output am DT8 auf DT6 Umsetzer wird ein Expander benötigt  
 With more than 1 DALI device per output on the DT8 to DT6 converter, an expander is required

